



BOARD SELF-ASSESSMENT

Org Name
Executive Summary Report

In this DECK

1. Understanding the Data
2. Performance at a Glance
3. Question Breakdown
 - Highest- and lowest-scoring questions
 - “Don’t know” responses
4. Benchmarking Data
5. Checklist of Board Practices
6. Board Composition: Diversity, Equity, and Inclusion
7. Board Size and Effectiveness
8. Board Commitment and Experience



Understanding the Data

This report provides an overview of how well the board thinks it is meeting its ten areas of governance responsibility as organized into the following four broad categories:

The People



Board
Composition
Board Structure
Board Meetings

The Culture



Culture

The Work



Mission, Vision, &
Strategic Direction
Program Oversight
Financial Oversight
Chief Partnership &
Executive Oversight
Funding & Public Image





The Impact



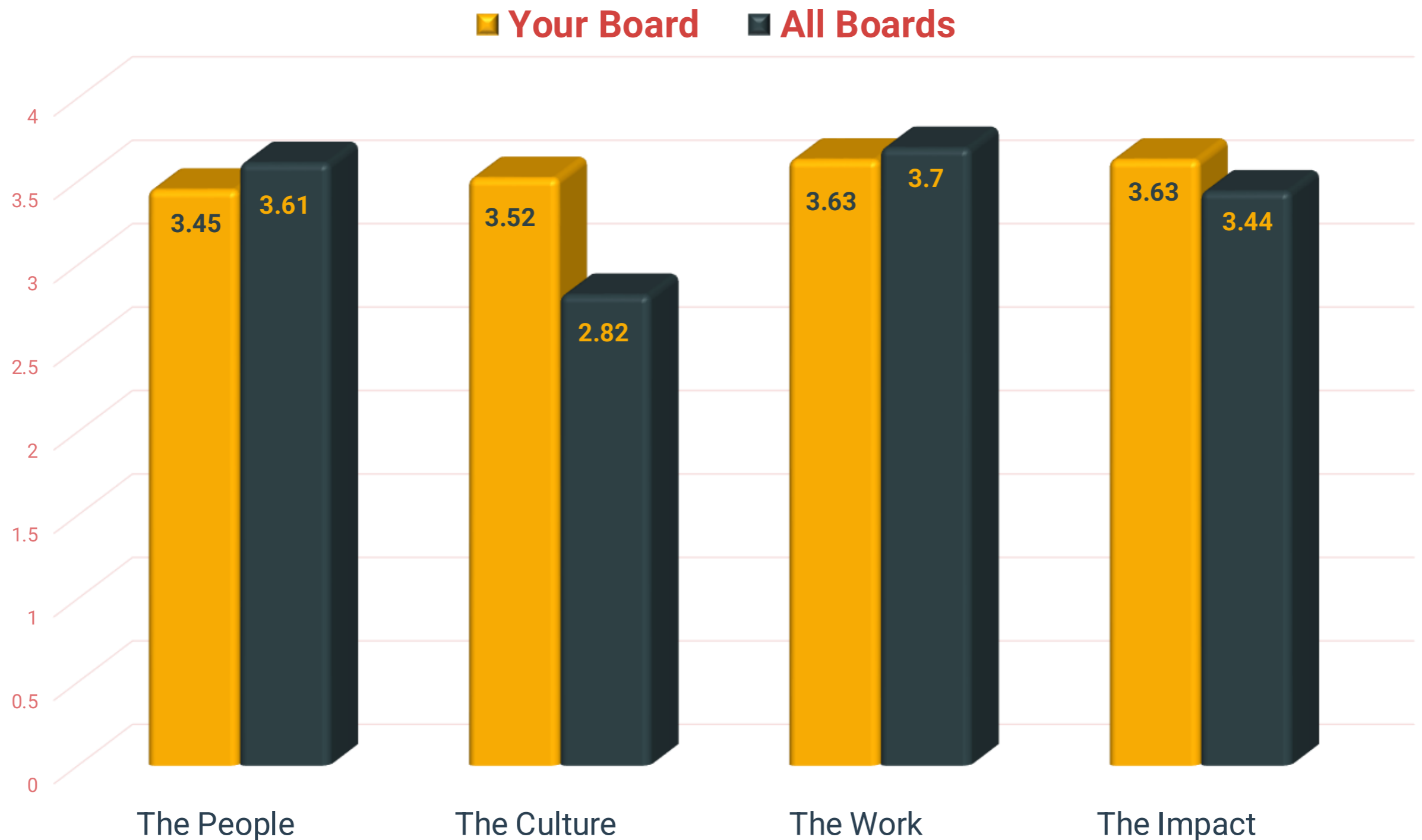
Impact

Performance at a Glance

Your Participation: 16/17 completed surveys 94% participation

Role		Responsibility	Your Averaged Score	
	P. The PEOPLE	Board Composition	3.35	3.45
		Board Structure	3.55	
		Board Meetings	3.45	
	C. The CULTURE	Culture	3.52	3.52
	W. The WORK	Mission, Vision, & Strategic Direction	3.53	3.63
		Program Oversight	3.68	
		Financial Oversight	3.63	
		Chief Executive Partnership & Oversight	3.73	
		Funding & Public Image	3.58	
	I. The IMPACT	Impact	3.63	3.63

Benchmarking Performance



Checklist of Board Practices

Checklist of Policies and Practices (P&P)	% of P&P your board has in place
Organizational Practices	100%
Oversight Practices	96%
Board Practices	72%
CEO & Supervision	100%

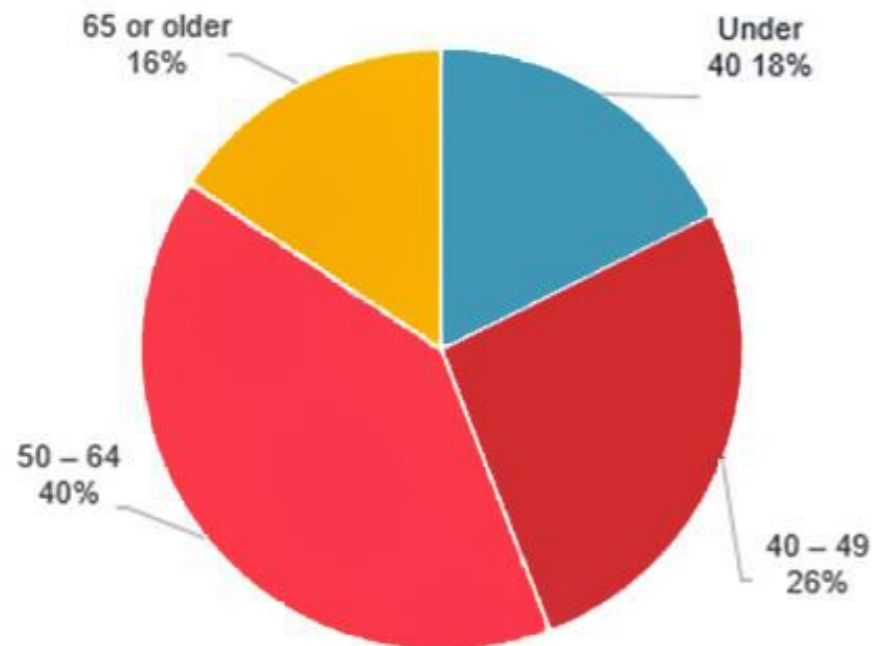
Diversity: What's Typical?

The data on this and the next slide show demographics based on a national sample.

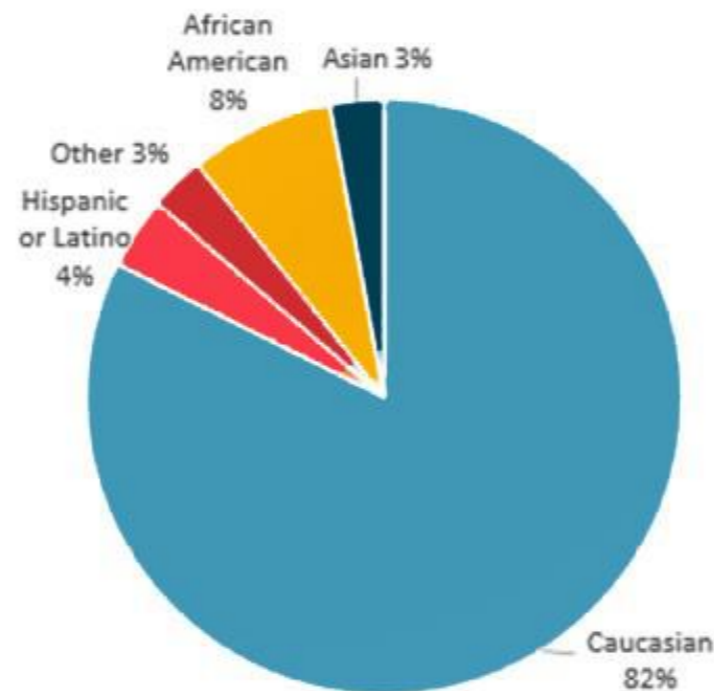
These data are descriptive rather than instructive and are intended only to serve as a starting point for board discussion.

- The average board has 15 members.
- 25% of boards have fewer than 11 members.
- 50% have fewer than 15 members.
- 75% have fewer than 20 members.

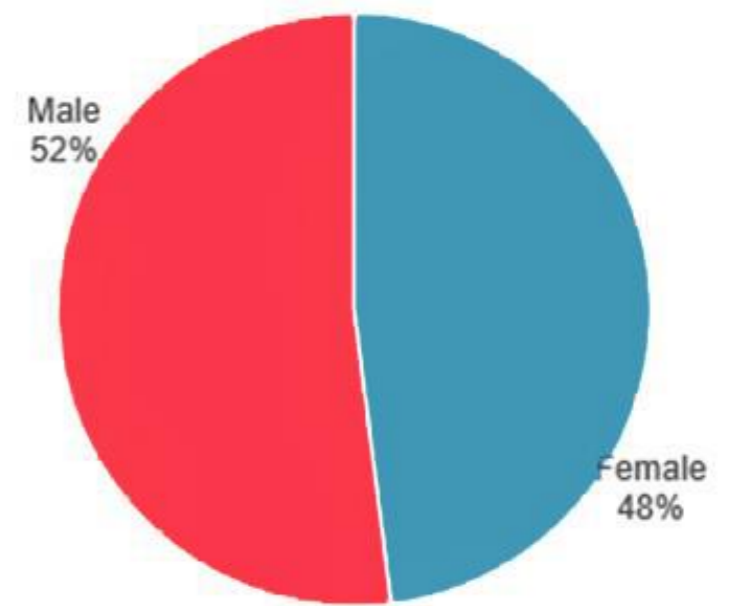
Age of Board Members



Ethnicity of Board Members

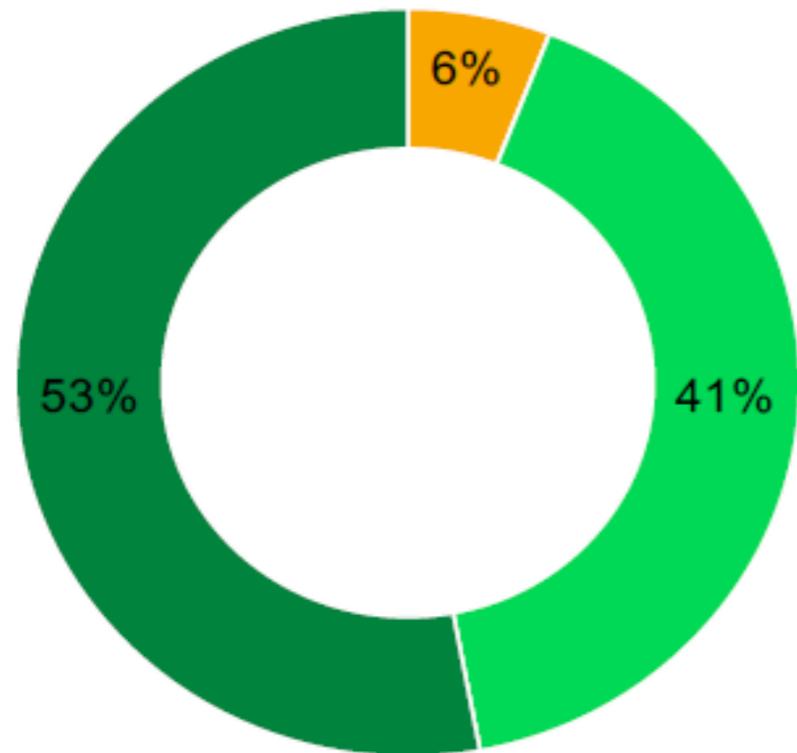


Gender of Board Members



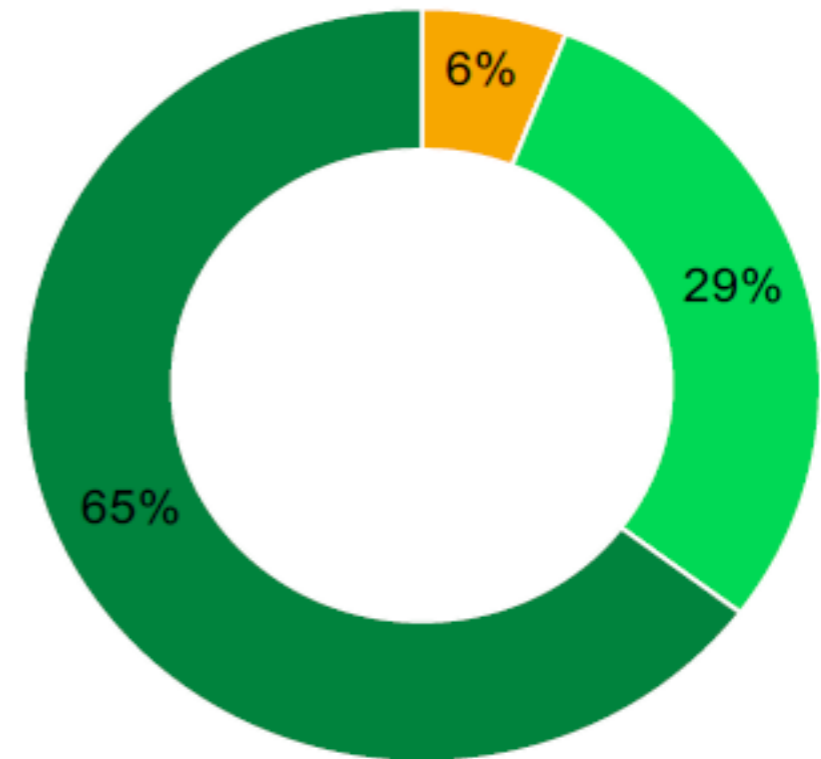
Satisfaction with Commitment and Overall Experience

Are you satisfied with the level of commitment and involvement demonstrated by most board members?



Very Satisfied Satisfied Neutral

Do you find serving on this board to be a rewarding and satisfying experience?



Very Satisfying Satisfying Neutral

Want More?

The DECK offers a high-level overview of your board's self-assessment results. To drill down further, you might consider the following:

- Use our new [consultant directory](#) in order to connect directly with private consultants based on their experience and expertise.
- Explore our [education, training and events page](#) for a variety of training and education programs BoardSource offers.
- Visit our [BoardSource Bookstore](#) for our library of resources

Additional Questions? Please contact assessments@boardsource.org or 202.349.2583